


# PowerU - FSP01/02

## Class II Switchgear Assemblies

Single or dual end fed Class II Switchgear Assemblies for new and existing installations




# FSP 01/02 PowerU Switch Boxes

Full Class II Switchgear Assemblies are designed to be single or dual end fed. For use within new and existing distribution system.

All Unipart Rail FSP01/02 Switch Box configurations share several important and integral design features:

- Fully earth free Class II design units rated for up to 690V or 240V dependent on requirement.
- Conforms to Network Rail specification NR/L2/SIGELP/27409 Iss2.
- For use with either Copper or Aluminium Cabling (appropriate crimps must be used on incoming and outgoing cables).
- IP54 enclosure rated.
- All variants have the capability for mounting internal measuring Current Transformers on both the main incoming/outgoing supplies.
- Can be back board, or rail mounted within an Apparatus Case Housing.
- Designed, built and tested to conform with BS EN 61439 Pt2, with a dielectric strength certified to 5KV in accordance with BS EN 61439.
- Fitted with 4 isolator switches for either 4 functional circuits or 3 functional circuits with a surge protection device.
- 3 point locking enclosure with padlock eye.
- PADS certificate PA05/06332.
- CE Compliant.
- Fitted with 80A Main Power In/Out Isolators and 40A Isolators for the functional circuit outputs.



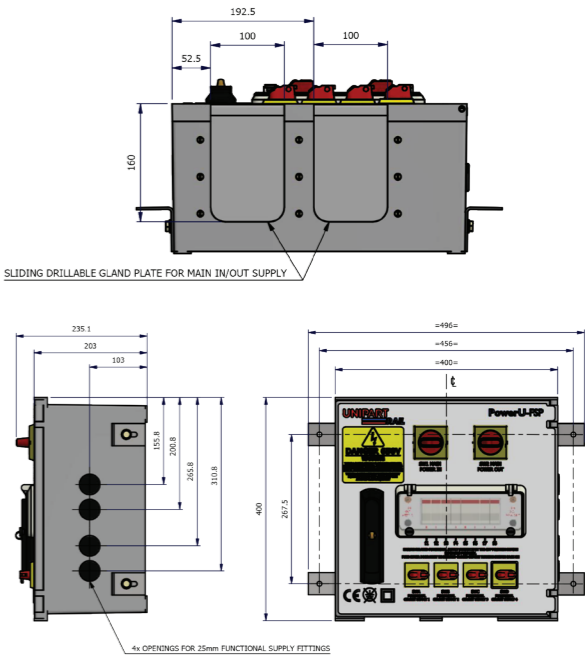
## FSP 01/02 Power U Switch Boxes Configurations

All variants are housed within the same enclosure and have the same entry, exit and mounting points.

The enclosures are fitted with two blank sliding gland plates in the base.

These can be removed for drilling and cable fitment, which allows for more flexibility of gland fitting and eases the cable fitment during installation.

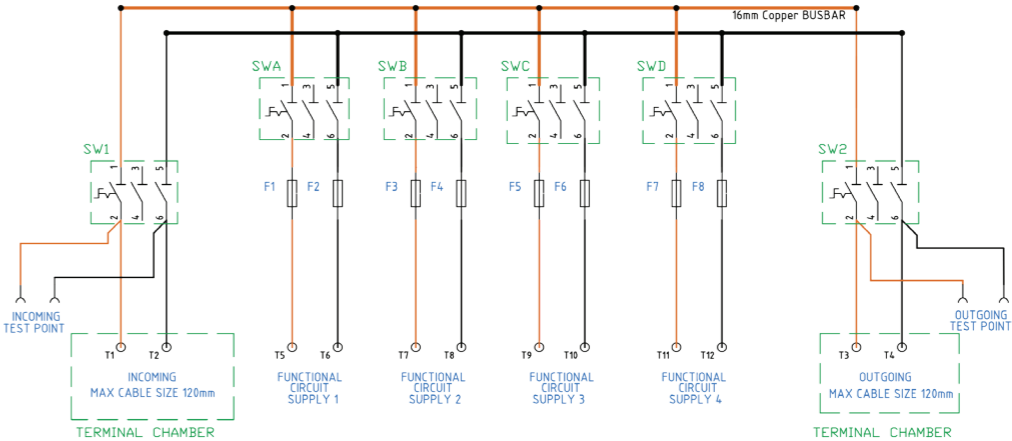
Pre-drilled gland plates are available on request.



### FSP 01/02 Switch Boxes - SBI & SB3

FSP01/02 - SBI	
Unipart Rail Cat No.	0050/606514
PADs Number	0086/001552
Operational Voltage	650V
Functional Circuits	4
Main terminals	2 pairs of Stud Terminals up to 120mm <sup>2</sup>
Functional terminals	4 pairs of Tunnel Terminals up to 16mm <sup>2</sup>
Fuse Type	8 x IEC (10 x 38)

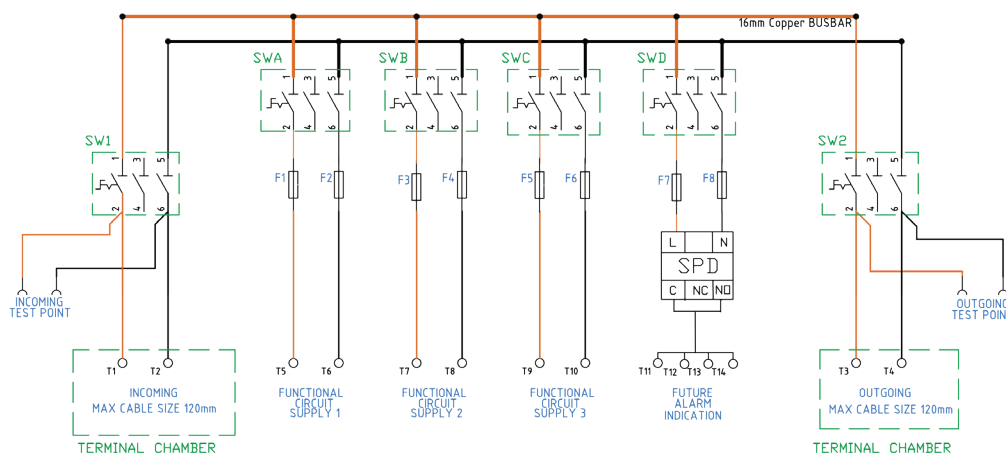
FSP01/02 - SB3	
Unipart Rail Cat No.	0050/606516
PADs Number	0086/001554
Operational Voltage	240V
Functional Circuits	4
Main terminals	2 pairs of Stud Terminals up to 120mm <sup>2</sup>
Functional terminals	4 pairs of Tunnel Terminals up to 16mm <sup>2</sup>
Fuse Type	8 x IEC (10 x 38)




## FSP 01/02 Switch Boxes - SB2 & SB4

FSP01/02 - SB2	
Unipart Rail Cat No.	0050/606515
PADs Number	0086/001553
Operational Voltage	650V
Functional Circuits	3
Surge Protection	I
Main terminals	2 pairs of Stud Terminals up to 120mm <sup>2</sup>
Functional terminals	4 pairs of Tunnel Terminals up to 16mm <sup>2</sup>
Fuse Type	8 x IEC (10 x 38)

FSP01/02 - SB4	
Unipart Rail Cat No.	0050/606517
PADs Number	0086/001555
Operational Voltage	240V
Functional Circuits	3
Surge Protection	I
Main terminals	2 pairs of Stud Terminals up to 120mm <sup>2</sup>
Functional terminals	4 pairs of Tunnel Terminals up to 16mm <sup>2</sup>
Fuse Type	8 x IEC (10 x 38)



## Optional measuring Current Transformers



All variants of the FSP01/02 have the option to fit ring CTs within the enclosure. These are fitted on both the main incoming/outgoing supplies on the in pre-wired side of the terminals, this eases the installation of the unit on site.

These can also be supplied as a kit which can be easily retro fitted to a Unipart Rail FSP01/02 should they be required after initial installation.



For information on the full Unipart Rail PowerU product range visit [www.unipartrail.com/power.html](http://www.unipartrail.com/power.html)

### Unipart Rail

Leeman Road, York,  
North Yorkshire YO26 4ZD  
Tel: +44 (0)1904 544 020  
Fax: +44 (0)1904 544 021  
email: [enquiries@unipartrail.com](mailto:enquiries@unipartrail.com)



Visit [www.unipartrail.com](http://www.unipartrail.com) for details  
of our Worldwide Regional Offices