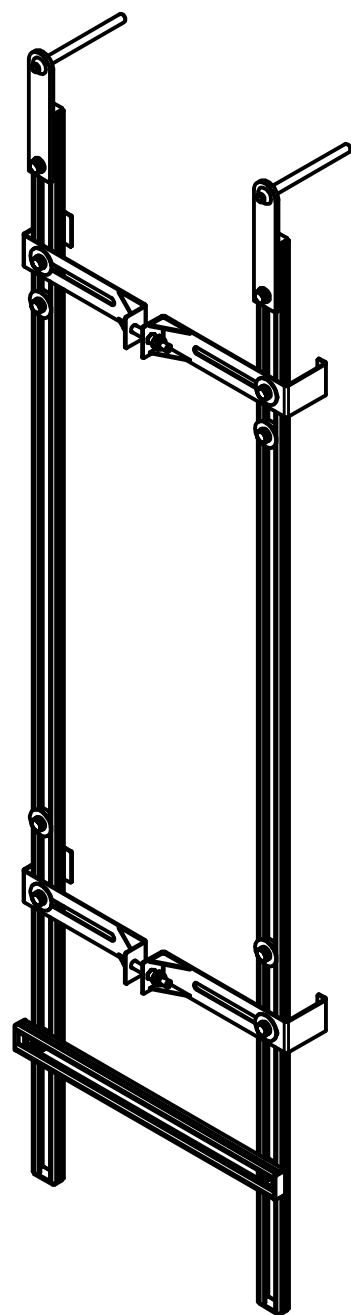
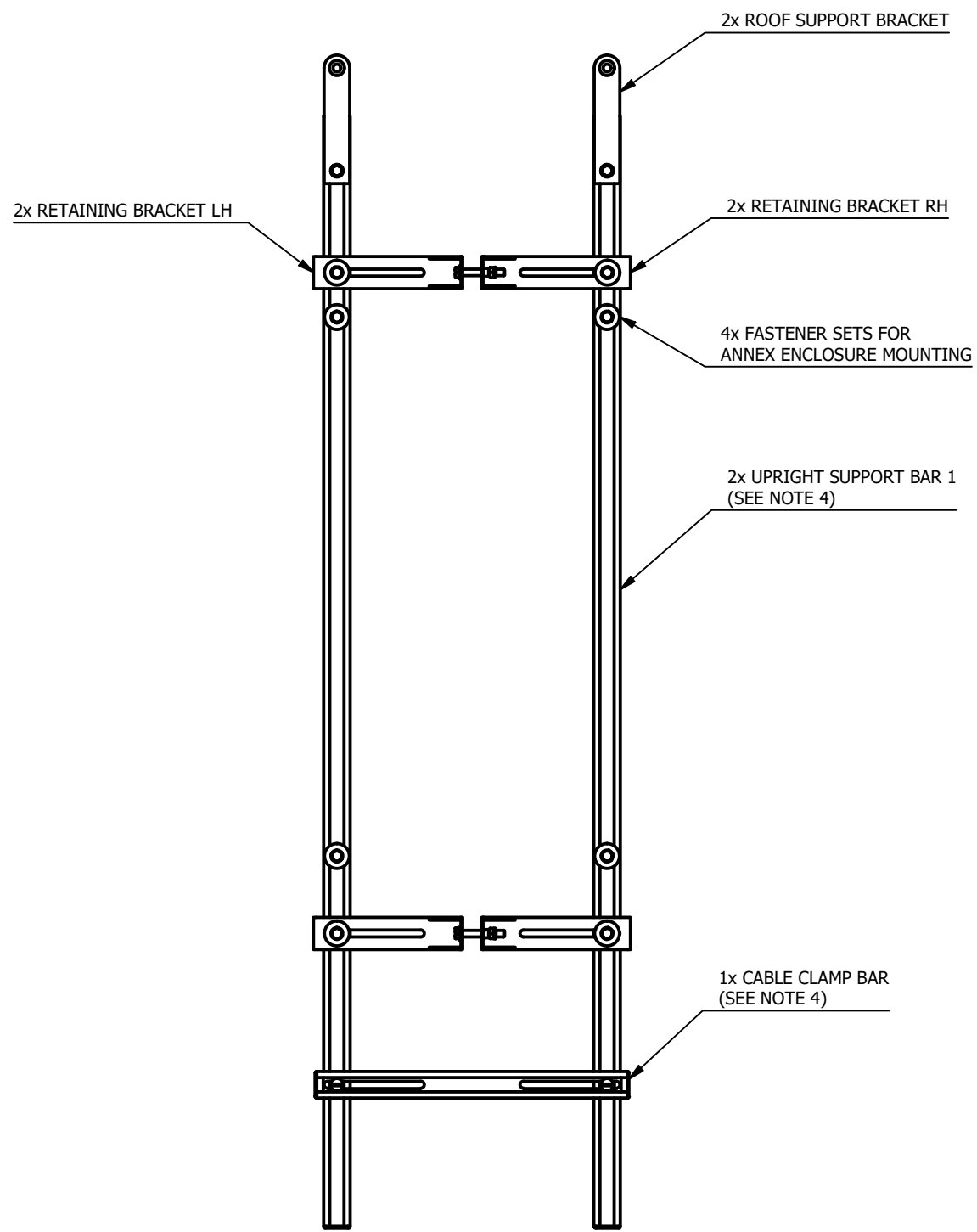


10 9 8 7 6 5 4 3 2 1

H
G
F
E
D
C
B
A

H
G
F
E
D
C
B
A



1 : 10

NOTES:

1. SEE PAGE 2 FOR GENERAL ARRANGMENT OF FRAMEWORK AND ANNEX ENCLOSURE INSTALLED ONTO A LOCATION CASE.
2. FOR DETAIL ASSEMBLY SEE: EID1136-2002.
3. FOR NETWORK RAIL CATALOGUE NO.s REFER TO NR CERTIFICATE PA05/7091.
4. CHANNEL SECTION TO BE BS 6946:
STAINLESS STEEL GRADE 316 (A4) 1.5mm THICK
METAL CHANNEL CABLE SUPPORT SYSTEMS FOR ELECTRICAL INSTALLATIONS AS DETAILED IN DRAWING BRS-SM-440 SHEET Z1

| UNLESS OTHERWISE STATED, THE TOLERANCE OF DIMENSIONS SHALL BE AS BELOW. | | | | | | | |
|---|---------|----------|-------|-------|--------|-------|-------|
| NOMINAL SIZE | OVER TO | 0 | 6 | 30 | 120 | 400 | 1000 |
| | | MACHINED | ± 0.2 | ± 0.2 | ± 0.25 | ± 0.4 | ± 0.8 |
| FABRICATED | ± 0.5 | ± 0.5 | ± 0.5 | ± 1.0 | ± 1.0 | ± 2.0 | |

UNLESS OTHERWISE STATED, SCREW THREADS ARE TO BE BS3643 CLASS 6H/6g. SHARP EDGES TO BE REMOVED. DIMENSIONS ARE IN MILLIMETRES. DRAWING PRACTICE GENERALLY TO BS8888.

| | | | |
|-------------------------|---------------------|---|--------------------|
| DRAWN BY: A.SOUTHERN | DATE: 12/06/2019 | CHECKED: DATE: HoumanH 12/6/19 | APPROVED: DATE: |
|-------------------------|---------------------|---|--------------------|

UNCONTROLLED



TITLE: POWER ANNEX U-FRAME 1 - GA

| REV | ZONE | DESCRIPTION | QUERY I.D. | DATE | AUTHOR |
|-----|------|-------------|------------|------------|--------|
| A | - | NEW DRAWING | - | 12/06/2019 | AS |

PROJECTION DO NOT SCALE IF IN DOUBT, ASK

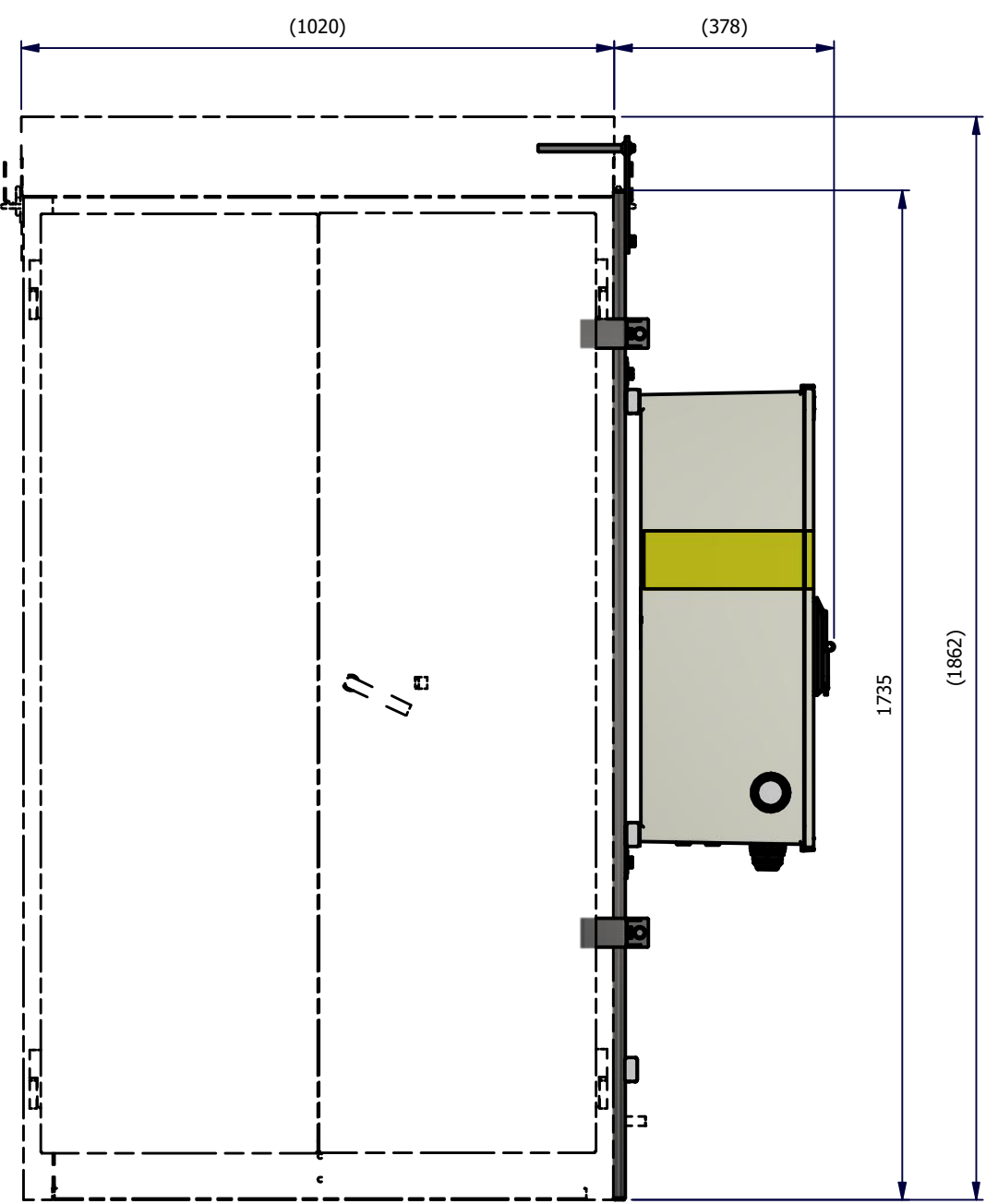
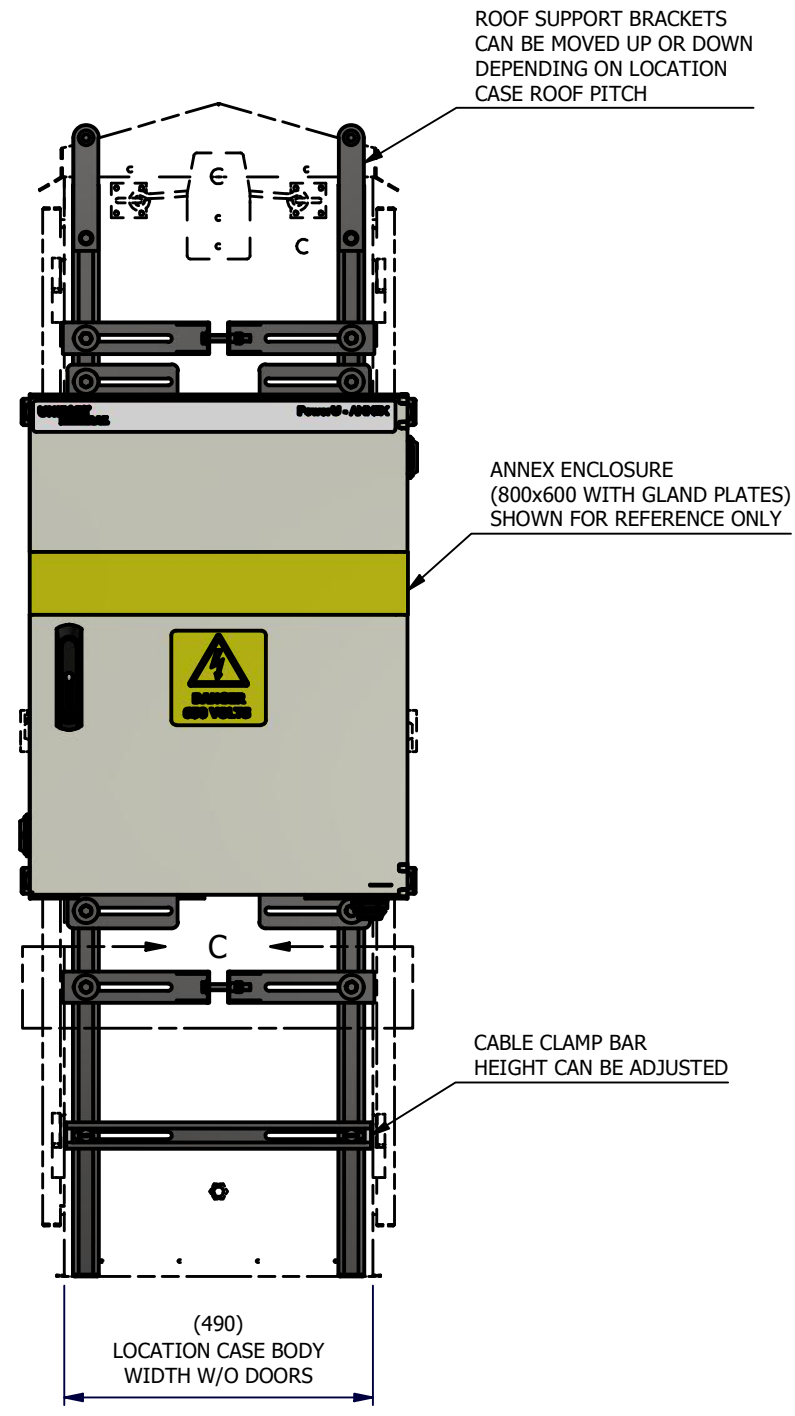
| | | | | |
|-------------------------|-------------------------------|-----------------------------|-----------|--------------|
| PROJECT REF: EID1136 | PADS/STOCK NO: 0050/607370 | DRAWING NO: EID1136-1002 | REV. A | SHEET 1/2 |
|-------------------------|-------------------------------|-----------------------------|-----------|--------------|

THIS DRAWING AND ANY INFORMATION OR DESCRIPTIVE MATTER SET OUT HEREON, ARE THE CONFIDENTIAL PROPERTY OF UNIPART RAIL LIMITED, AND MUST NOT BE LOANED, COPIED OR USED FOR MANUFACTURING, TENDERING OR ANY OTHER PURPOSE WITHOUT THEIR WRITTEN PERMISSION. SHEET SIZE: A3

10 9 8 7 6 5 4 3 2 1

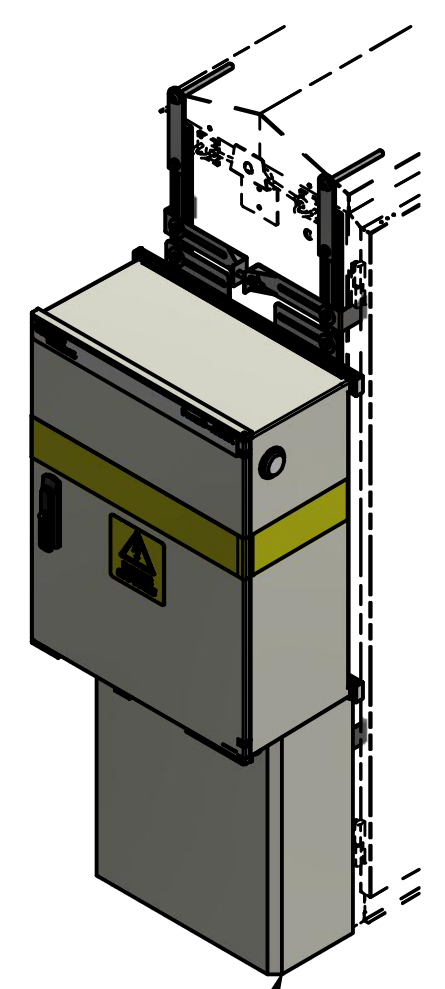
10 9 8 7 6 5 4 3 2 1

H G F E D C B A

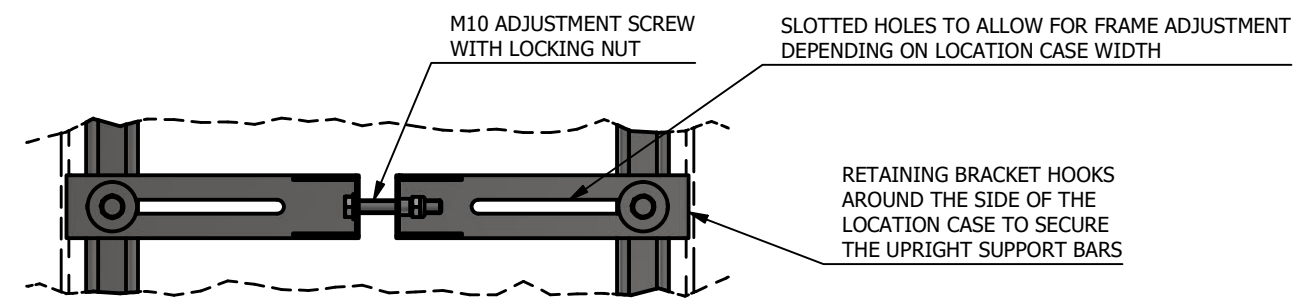


VIEW ON ARROW B

ISO REF VIEW SHOWING EXTERNAL CABLE COVER



EXTERNAL CABLE COVER OPTION AVAILABLE (UR PART No. 0050/607378)



DETAIL C

SEE PAGE 1 FOR REVISION HISTORY

NOTES:

1. LOCATION CASE AND ANNEX ENCLOSURE SHOWN FOR REFERENCE ONLY.
2. LOCATION CASE DOORS MUST BE OPEN TO FIT RETAINING BRACKETS (DOORS CAN BE CLOSED AND OPENED AS NORMAL ONCE RETAINING BRACKETS ARE INSTALLED).

| UNLESS OTHERWISE STATED, THE TOLERANCE OF DIMENSIONS SHALL BE AS BELOW. | | | | | | | |
|---|---------|----------|-------|-------|--------|-------|-------|
| NOMINAL SIZE | OVER TO | 0 | 6 | 30 | 120 | 400 | 1000 |
| | | MACHINED | ± 0.2 | ± 0.2 | ± 0.25 | ± 0.4 | ± 0.8 |
| FABRICATED | ± 0.5 | ± 0.5 | ± 0.5 | ± 1.0 | ± 1.0 | ± 2.0 | |

PROJECTION DO NOT SCALE IF IN DOUBT, ASK

UNLESS OTHERWISE STATED, SCREW THREADS ARE TO BE BS3643 CLASS 6H/6g. SHARP EDGES TO BE REMOVED. DRAWING PRACTICE GENERALLY TO BS8888.

UNCONTROLLED

| | | | |
|--|-------------------------------|---|---------------------|
| DRAWN BY: A.SOUTHERN | DATE: 12/06/2019 | CHECKED: HoumanH DATE: 12/6/19 | APPROVED: DATE: |
| TITLE: POWER ANNEX U-FRAME 1 - GA | | | |
| PROJECT REF: EID1136 | PADS/STOCK NO: 0050/607370 | DRAWING NO: EID1136-1002 | REV. SHEET A 2/2 |
| THIS DRAWING AND ANY INFORMATION OR DESCRIPTIVE MATTER SET OUT HEREON, ARE THE CONFIDENTIAL PROPERTY OF UNIPART RAIL LIMITED, AND MUST NOT BE LOANED, COPIED OR USED FOR MANUFACTURING, TENDERING OR ANY OTHER PURPOSE WITHOUT THEIR WRITTEN PERMISSION. | | | SHEET SIZE: A3 |

10 9 8 7 6 5 4 3 2 1

A B C D E F G H